



Pizza Storytime



Pizza Mouse by Michael Garland


How Many?

Math is everywhere, even on your pizza! The next time you eat a pizza, take a look at it with your mathematician hat on. How many different types of toppings are on it? How many different shapes? Take a look at the pizzas on this paper? What can you count?

Pizza Song

From ibrionyan.com/
Tune of *Twinkle Twinkle Little Star*

Pizza, pizza, it's a treat.
Pizza, pizza, it's fun to eat.
Ooey-goey cheese so yummy.
Crunchy crust goes in my tummy.
Pizza, pizza, it's a treat.
Pizza, pizza, is fun to eat!



*Pete the Cat
and the Perfect Pizza Party*
by Kim Dean



Baking With Kids
by Leah Brooks




Pizza Bagels

Recipe from yourkidstable.com

Ingredients

- Bagels
- Spaghetti Sauce
- Cheese
- Favorite toppings



Instructions

- Preheat oven to 450 degrees
- Place bagels on baking sheet
- Spread sauce, cheese, and toppings on bagels
- Bake for 5-7 minutes or until cheese is melted.

Fruit Pizza

Recipe from pillsbury.com

Fruit pizza is a tasty dessert that everyone is sure to love!

Ingredients

- Refrigerated sugar cookie dough
- 8 oz softened cream cheese
- 1/3 cup sugar
- 1/2 tsp vanilla
- 2 kiwifruit, peeled and sliced
- 1 cup halved fresh strawberries
- 1 cup fresh or frozen blueberries
- 1/2 cup apple jelly

Instructions

- Preheat oven to 350 degrees
- Grease a 12 inch pizza pan
- Spread the cookie dough on the pan
- Bake 16 to 20 minutes or until golden brown. Let cool completely.
- In a small bowl, mix sugar, vanilla and cream cheese. Spread over cooled crust
- Arrange fruit over cream cheese
- Spoon jelly over fruit
- Chill before serving.



A Pizza with Everything On it
by Kyle Scheele



Pizza Man Rhyme

From storytimekatie.com

Pat-a-cake, pat-a-cake, pizza man
Make me a pizza as fast as you can
Roll it, toss it
Sprinkle it with cheese
Put it in the oven
And bake it fast, please!