



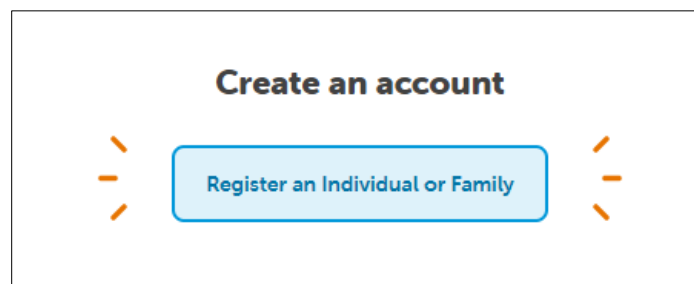
# Beanstack FAQ's

## What is Beanstack?

Beanstack is the library's online reading tracker that allows patrons to participate in reading challenges through the library. With Beanstack, you can join reading challenges (like the Summer Reading Challenge, Extreme Reader, etc.) and keep track of family members' reading logs, progress, and badges on one account.

## How do I get started on Beanstack?

1. Go to <https://tacomalibrary.beanstack.org> OR
2. Download the free Beanstack Tracker app from the App Store (Apple) or Google Play.



3. Click on "Register an Individual or Family."
4. If you are a parent, register yourself 1<sup>st</sup> and then add your additional family members to create a family account so everyone's info will be in the same place. Teens may sign themselves up to track their reading independently, but parents will not have automatic access to their accounts.
5. Complete the requested information. Information with a red asterisk is required.

## If I already use Beanstack with Pierce County Library or King County Library do I need to create an account?

Yes, you will still need to enroll separately through the Tacoma Public Library Beanstack site.

## How do I join a challenge?

If there are multiple reading challenges available, you will have the option to select which ones to participate in.

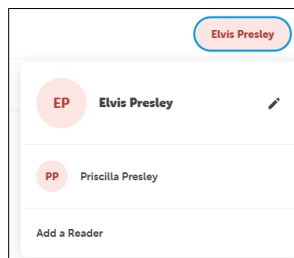
## How do I complete the Extreme Reader Challenge in Beanstack?

You need to unlock 50 badges (adults) or 25 badges (teens) by completing activities. Each activity will ask you to type the title of the book you used to fulfil the category. Once you earn your completion badge a message will congratulate you and provide any additional steps needed to retrieve your prize.

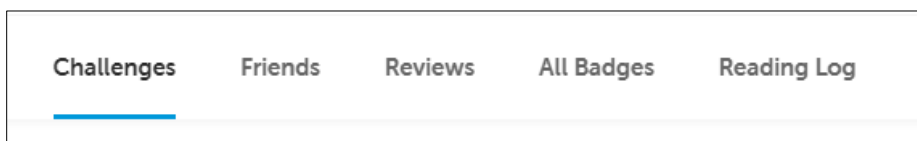
More questions? Email us: [extremereader@tacomalibrary.org](mailto:extremereader@tacomalibrary.org)

## How do I complete activities in Beanstack?

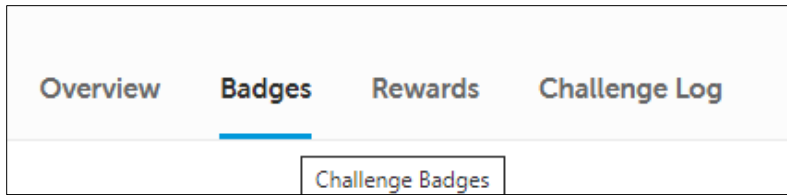
1. Look for the red button in the upper right hand corner to select which person you want to log activities for. You can toggle down to select another reader.



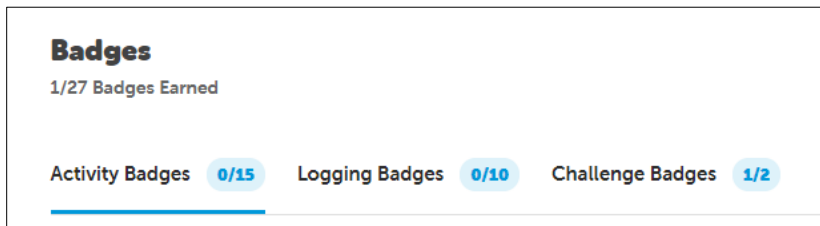
2. Click on "Challenges" to see which challenges you are enrolled in and which challenges you are eligible for.



3. Inside the selected challenge, click on "Badges" to see what the requirements are to complete the challenge.



4. Select “Activity Badges” to read the description of the required activities.

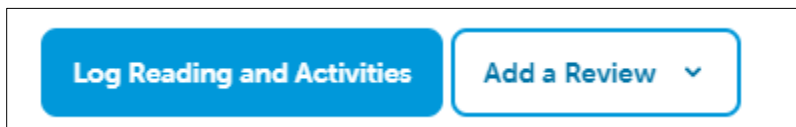


5. Greyed out badges are badges that have not been earned yet. Once you fulfill the requirements, click on the badge and type in the required information. The badge will switch to color when you unlock/achieve it.

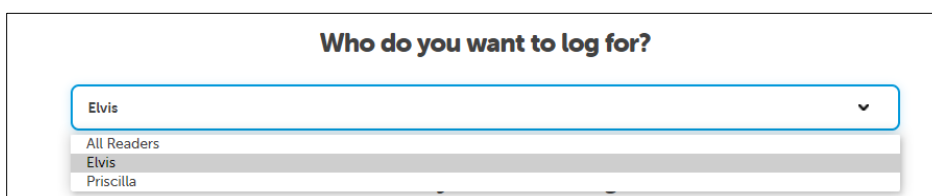
## How do I track my reading in Beanstack?

\*Tracking reading in Beanstack is not a requirement to complete the Extreme Reader challenge.

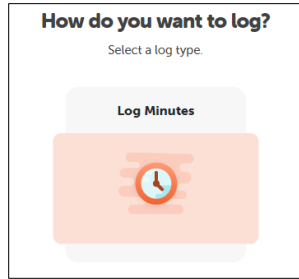
1. Once you are logged into your account, look for the blue “Log Reading and Activities” button at the top left.



2. The name of the reader you want to log for should appear at the top. You can toggle down to select another reader.



3. Select “Log Minutes.” Use the calendar to record how long you read that day. You can also record reading from previous days.



4. You can enter the title and author if you'd like to keep track for your own personal record, but it is not required.
5. You may add a review, but it is not required. Approved reviews will display under Reviews – Peer Written Reviews on the landing page.

### **How do I get started in the app?**

1. Touch "Let's Go" at the bottom of the page.
2. Under "Choose an Organization Type" select "School, Library, or Bookstore."
3. Select "Find a site" and type in "Tacoma Public Library."
4. Select the record for "Tacoma Public Library, (WA)."
5. Select "Sign up!" to create a new account.
6. Fill out the fields with your information to complete your reader profile.
7. Any eligible challenges will appear. Select "Register" to sign-up.
8. Select "Add Another Reader" to add additional family members.

### **How do I navigate in the app?**

Try these short video tutorials to get started:

How to View and Participate in Reading Challenges

<https://zoobean.wistia.com/medias/av2323z2e>

How To Log Activities

<https://zoobean.wistia.com/medias/2527j6tcf0>

How To Log Past Reading

<https://zoobean.wistia.com/medias/fjok9ycsnx>

How to Quick Log a Book

<https://zoobean.wistia.com/medias/h6l84qx04a>

How to Use the Timer

<https://zoobean.wistia.com/medias/no9wzo0y9f>