



Rainbows

Creative Kit

Rainbow Colors Song

**Tune of Twinkle Twinkle Little Star*

First comes red and orange too
Shiny yellow, green, and blue
Purple ends the pretty rays
Only seen on rainy days
First comes red and orange too
Shiny yellow, green, and blue

Great Big Rainbow Song

**Tune of I'm a Little Teapot*

There's a great, big rainbow in the sky,
With pretty colors, way up high.
When it starts to rain and the sun comes out
A beautiful rainbow will pop out!

Rainbow Pasta Craft

String colorful noodles onto a string to make a necklace, or glue the colorful noodles onto a paper. To color the noodles, take **dry, uncooked pasta tubes** and put them in a **sandwich bag**. Add a **spoonful of vinegar**, a couple drops of **food coloring or paint**, seal the bag, and shake. Lay the noodles out flat to dry. Wait for the noodles to dry, or be prepared for messy hands!

Rainbow Flower Craft

Cut circles out of colored paper. Make sure you have one circle for each color of the rainbow (red, orange, yellow, green, blue, and purple). Fold the circles in half, and glue them onto a sheet of paper to make rainbow flowers.

Feel free to make even more flowers by cutting different size circles!



Craft from www.twitchetts.com

tacoma public library
Start here. Go anywhere.

Tacoma Public Library

1102 Tacoma Avenue South
Tacoma, Washington 98402 | 253.280.2800
tacomalibrary.org


Messy Play Mixing colors with shaving cream

Prepare your workspace: Use a tray, cookie sheet, wax paper, or large sheet of paper to work on. If you use paper, you can preserve your art project by wiping off the shaving cream and enjoying the colors left behind.


Other supplies: shaving cream and food coloring or paint

Play: Squirt shaving cream on your work surface, experiment by adding different colors and amounts of food coloring.

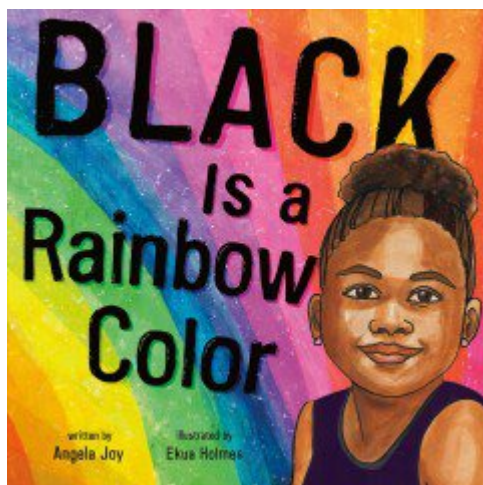
Tips to minimize the mess: Put a plastic table cloth under the work area. Let a grown up help squirt out the shaving cream and food coloring. Food coloring may leave stains. Use washable paint if this is a concern.




Rainbow A First Book of Pride
by Michael Genhart



Rain Before Rainbows
by Smriti Prasadam-Halls



Black is a Rainbow Color
by Angela Joy



Its Not All Rainbows
by Jessika Von Innerebner