




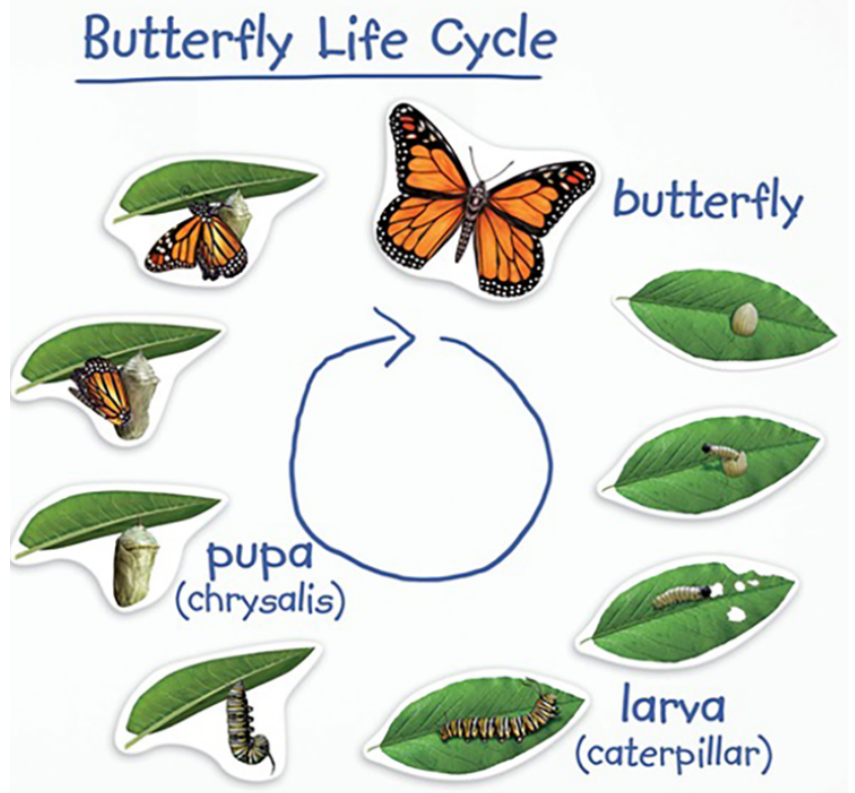
Butterflies

Creative Kit




Where Did My Caterpillar Go?


Where, oh where, did my caterpillar go?
 Caterpillar go, caterpillar go?
 Where, of where, did my caterpillar go?
 Oh look! It's a butterfly!




1. Egg --> 2. Larva --> 3. Pupa --> 4. Butterfly



The Truth About Butterflies
 by Maxwell Eaton



Butterfly Counting by Jerry Pallotta



Winged Wonders by Meeg Pincus

tacoma public library

Tacoma Public Library

1102 Tacoma Avenue South
 Tacoma, Washington 98402 | 253.280.2800
tacomalibrary.org

Toilet Paper Roll Butterfly

www.thesprucecrafts.com/butterfly-craft-for-kids-4129195

Materials

- 1 cardboard toilet paper roll
- 1 pipe cleaner
- craft paint
- string or fishing line (optional)
- embellishments such as glitter, ribbon, or stick on gems (optional)
- scissors
- glue gun
- paint brush



Directions:


1. Begin by cutting the cardboard toilet paper roll into four pieces.
2. Paint both the inside and outside of each piece of cardboard in any colors and designs you'd like. Let the pieces completely dry.
3. Once the paint has dried, put your toilet paper roll butterfly craft together!
 1. Fold your pipe cleaner in half, twisting the bottom part together and curving out the ends at the top. This creates the body of your butterfly.
 2. Now flatten your painted toilet paper rolls and pinch the edges so that they form an oval shape.
 3. Next arrange the toilet rolls and pipe cleaner into a butterfly shape by placing two of the toilet paper roll pieces on each side of the pipe cleaner. These will be the butterfly wings.
 4. Use a hot glue gun to glue the toilet rolls onto the pipe cleaner.

If you'd like, embellish your butterfly's wings with glitter, ribbon, or stick-on gems. Then, use some string or fishing line to hang your butterfly from the ceiling of your home or classroom, display it on an art wall, or put it next to a house plant to simulate nature. Make more for a whole butterfly garden!

Butterfly Nature Walk

The perfect butterfly activity is to go on a nature walk and hunt for butterflies. You'll need to focus on finding a butterfly if you're searching for them, one could flutter right past you and you'd miss it. It might take some time but when you finally find one, you'll smile from ear-to-ear! Be sure to check around flowers as butterflies might be eating pollen or nectar.

Butterfly Facts:



- There are about 24,000 species of butterflies!
- Butterflies taste with their feet.
- Butterflies don't have noses or lungs.
- Like bees, butterflies eat nectar and pollen from flowers.
- Butterflies can't fly at temperatures below 55 degrees F.