



Bunnies

When bunnies are happy,
they jump in the air!

Bunnies live in underground
burrows.


Credit: "All About Rabbits."
Scholastic News/Weekly Reader
Edition 1, vol. 75, no. 6, Mar. 2019.



Little Bunny

There was a little bunny who lived in a wood.
He wiggled his ears like a good bunny should.
He hopped past a squirrel, he hopped past a tree.
He hopped past a duck, and he hopped past me.
There was a little bunny who lived in a wood.
He wiggled his ears like a good bunny should.
He stared at a bunny. He stared at a tree.
He stared at a duck. But he made faces at me.

Credit: http://www.prekfun.com/themes/prekthemes/a-f/Bunnies/Bunny__Songs.htm




Hop Like A Bunny

Hop like a bunny.
Hop, hop, hop.
Hop like a bunny.
Please don't stop.


Hop on your right foot.
Hop, hop, hop.
Hop on your left foot.
Please don't stop.

Hop like a bunny.
Hop, hop, hop.
Did you hop like a bunny?
It's time to stop.

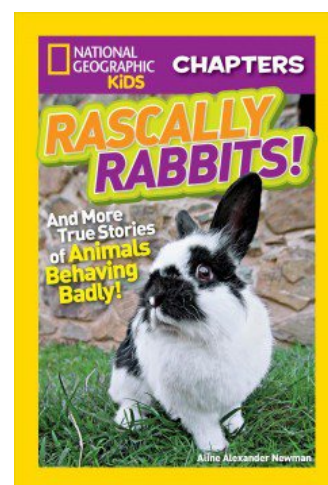
Credit: http://www.prekfun.com/themes/prekthemes/a-f/Bunnies/Bunny__Songs.htm



Bunnies!!! by Kevan Atteberry



Rabbits by Kelley MacAulay



Rascally Rabbits! : and more true stories of animals behaving badly!
by Aline Alexander Newman

tacoma public library

Tacoma Public Library

253.280.2800

tacomalibrary.org

Read the comics below, then complete this.

SHADE!

1. Roy the Rabbit loves to skate.

TRUE

FALSE

DRAW!

What was on Ray's tray?

2. Ray the Rabbit loves to swim.

TRUE

FALSE

I Love to Skate

1

I am a rabbit named Ray.
I love to skate
with pizza on a tray.



2

I am a rabbit named Ray.
I love to skate with pizza
and cake on a tray.



3

I am a rabbit named Ray.
I slipped.
Down go my tray and
pizza and cake!



4

I am a rabbit named Ray.
I learned my lesson.
Now I skate with a table.

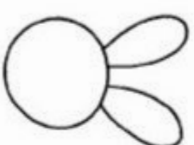


First Comprehension: Comics © Scholastic Inc.


1 Draw a circle for
the head.




2 Draw 2 tall curved
shapes for ears.



3 Starting at the head,
draw a curved line
that spirals in.



4 Draw 2 curved lines
for paws.



5 Draw a cloud shape
for the tail.



6 Draw a nose,
mouth, eyes, and
whiskers.



Follow-the-Directions Draw & Write Activities © Kristin Geller, Scholastic Teaching Resources

Follow the directions above and draw a rabbit.