



# Frogs



## Galumph Went the Little Green Frog

"Galumph!" went the little green frog one day,  
"Galumph!" went the little green frog.  
"Galumph" went the little green frog one day,  
And his eyes went, galumph, galumph, galumph!  
But, we all know frogs go, "La de da de da,  
La de da de da, la de da de da."  
We all know frogs go, la de da de da  
They don't go, "Galumph, galumph, galumph!"

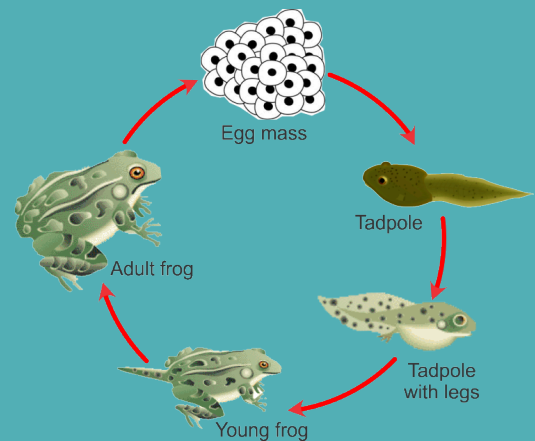


## Five Green and Speckled Frogs

Five green and speckled frogs  
sitting on a speckled log,  
eating some most delicious  
bugs, yum yum!  
One jumped into the pool,  
where it was nice and cool.  
Now there are only four green  
speckled frogs.  
(4,3,2,1)

## Five Little Frogs Sitting on a Well

Five little frogs sitting on a well.  
One looked up, (point up)  
and down he fell.(drop finger)  
Frogs jump high! (reach up)  
Frogs jump low! (reach down)  
Four little frogs hopping to and  
fro.  
(keep going until there are no  
more frogs.)



Frogs don't just blink when swallowing;  
they use their eyes to help them swallow  
their meal. [animals.mom.com](http://animals.mom.com)



The largest living frog is  
the Goliath frog. The  
typical Goliath frog can  
grow up to 12.6 inches  
long and weigh 7.17  
pounds. [worldatlas.com](http://worldatlas.com)



A gathering or group of frogs is referred  
to as an army. [factsjustforkids.com](http://factsjustforkids.com)



**tacoma** public library  
Start here. Go anywhere.

**Tacoma Public Library**

1102 Tacoma Avenue South  
Tacoma, Washington 98402 | 253.280.2800  
[tacomalibrary.org](http://tacomalibrary.org)

## Frog Origami

Follow these steps to fold your own jumping frog!



## Frog Snack

Ingredients

- kiwi
- strawberries
- marshmallows
- raisins

Directions




1. Wash kiwi and strawberries.
2. Peel and slice kiwi.
3. Slice strawberries.
4. Stack kiwi slices, and insert strawberry slice.
5. Stick raisins on marshmallows.
6. Place marshmallows on top of the stack of kiwis.
7. Enjoy!


## Leapfrog

How to Play


1. The first player should crouch down and put their hands on their knees in the frog position. This position can be modified for older or younger players.
2. The second player will run up to the first player, place their hands on the players back and leap over like a frog.
3. When the second player lands, they take the frog position.
4. The next player in line can now leap over the person in front of them.
5. Continue until everyone is tired!




999 Frogs and a Little Brother  
by Ken Kimura



The Frog Princess  
by Eric A. Kimmel



A Frog's Life  
by Irene Kelly



I Don't Want to Be a Frog  
by Dev Petty